

PT-7728 Series

IEC 61850-3 / EN50155 24+4G-port Gigabit modular managed rackmount Ethernet switches



- > IEC 61850-3, IEEE 1613 (power substations), and EN50155/EN50121-4 (railway applications) compliant
- > Turbo Ring, Turbo Chain, RSTP/STP, and MSTP* for network redundancy
- > VLAN Unaware: Supports priority-tagged frames to be received by specific IEDs
- > Up to 12 ports with M12 connectors
- > Isolated redundant power inputs with universal 24/48 VDC or 110/220 VDC/VAC power supply range
- > NERC CIP compliance
- > -40 to 85°C operating temperature range

*Available in Q3, 2011



Introduction

The PowerTrans PT-7728 is designed to meet the demands of power substation automation systems (IEC 61850-3, IEEE 1613), and railway applications (EN50155/EN50121-4). The PT-7728's Gigabit and fast Ethernet backbone, redundant ring, and 24/48 VDC or 110/220 VDC/VAC dual isolated redundant power supplies increase the reliability of your communications and save on cabling/wiring costs. The modular

design of the PT-7728 also makes network planning easy, and allows greater flexibility by letting you install up to 4 Gigabit ports and 24 fast Ethernet ports. Along with the optional front or rear wiring, these features together make the PT-7728 suitable for a variety of industrial applications.

General Features and Benefits

- IPv6 Ready logo awarded (IPv6 Logo Committee certified)
- Software-based IEEE 1588 PTP V2* (Precision Time Protocol) for precise time synchronization of networks
- VLAN Unaware: Supports priority-tagged frames to be received by specific IEDs
- DHCP Option 82 for IP address assignment with different policies
- EtherNet/IP* and Modbus/TCP industrial Ethernet protocols supported
- Turbo Ring, Turbo Chain, RSTP/STP, and MSTP for network redundancy
- IGMP snooping and GMRP for filtering multicast traffic from industrial Ethernet protocols

- Supports advanced VLAN capability with Q-in-Q tagging*
- IEEE 802.3ad, LACP for optimum bandwidth utilization
- Bandwidth management prevents unpredictable network status
- Multi-port mirroring for online debugging
- Automatic warning by exception through email, relay output
- RMON for efficient network monitoring and proactive capability
- Automatic recovery of connected device's IP addresses
- Line-swap fast recovery
- Configurable by Web browser, Telnet/Serial console, CLI*, Windows utility, and ABC-01 automatic backup configurator

*Available in Q3, 2011

Cyber-security Features

- User passwords with multiple levels of security protect against unauthorized configuration
- SSH/HTTPS is used to encrypt passwords and data
- Lock switch ports with 802.1x port-based network access control so that only authorized clients can access the port
- Disable one or more ports to block network traffic

- 802.1Q VLAN allows you to logically partition traffic transmitted between selected switch ports
- Secure switch ports so that only specific devices and/or MAC addresses can access the ports
- Radius/TACACS+ allows you to manage passwords from a central location (available in Q1 Y2011)
- SNMPv3 provides encrypted authentication and access security

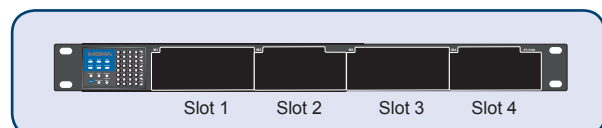
Specifications

Technology

Standards:

- IEEE 802.3 for 10BaseT
- IEEE 802.3u for 100BaseT(X) and 100Base FX
- IEEE 802.3ab for 1000BaseT(X)
- IEEE 802.3z for 1000BaseX
- IEEE 802.3x for Flow Control
- IEEE 802.1D for Spanning Tree Protocol

Modular Rackmount Ethernet Switch System, PT-7728



IEEE 802.1w for Rapid STP
 IEEE 802.1Q for VLAN Tagging
 IEEE 802.1p for Class of Service
 IEEE 802.1X for Authentication

IEEE 802.3ad for Port Trunk with LACP
Protocols: IGMPv1/v2, GMRP, GVRP, SNMPv1/v2c/v3, DHCP Server/Client, BootP, TFTP, SNMP, SMTP, RARP, RMON, HTTP, HTTPS, Telnet, SSH, Syslog, DHCP Option 66/67/82, LLDP, Modbus/TCP, IEEE 1588 PTP, IPv6, SNMP Inform

MIB: MIB-II, Ethernet-like MIB, P-BRIDGE MIB, Q-BRIDGE MIB, Bridge MIB, RSTP MIB, RMON MIB Group 1, 2, 3, 9

Flow Control: IEEE 802.3x flow control, back pressure flow control

Switch Properties

Priority Queues: 4
Max. Number of Available VLANs: 64
VLAN ID Range: VID 1 to 4094
IGMP Groups: 256

Interface

Fast Ethernet: Slots 1, 2, and 3 for combinations of 2, 4, 6, 7, or 8-port PM-7200 fast Ethernet modules with 10/100BaseT(X) (TP/M12 interface), 100BaseFX (SC/ST/MTRJ connector), or 100BaseSFP.

Gigabit Ethernet: Slot 4 for 2 or 4-port PM-7200 Gigabit Ethernet combo module, 10/100/1000BaseT(X) or 1000BaseSFP

Console Port: RS-232 (RJ45)

System LED Indicators: STAT, PWR1, PWR2, FAULT, MSTR/HEAD, CPLR/TAIL

Mode LED Indicators: LNK/ACT, FDX/HDX, RING/CHAIN PORT, COUPLER PORT, SPEED

Alarm Contact: 1 relay output with current carrying capacity of 3 A @ 30 VDC or 3 A @ 240 VAC

Power Requirements

Input Voltage:

- 24 VDC (18 to 36 V)
- 48 VDC (36 to 72 V)
- 110/220 VDC/VAC (88 to 300 VDC, 85 to 264 VAC)

Input Current: (all ports are equipped with fiber)

- Max. 2.58 A @ 24 VDC
- Max. 1.21 A @ 48 VDC
- Max. 0.64/0.33 A @ 110/220 VDC
- Max. 0.53/0.28 A @ 110/220 VAC

Overload Current Protection: Present

Connection: 10-pin terminal blocks

Reverse Polarity Protection: Present

Physical Characteristics

Housing: IP30 protection

Dimensions: 440 x 44 x 325 mm (17.32 x 1.73 x 12.80)

Weight: 5900 g

Installation: 19" rack mounting

Environmental Limits

Operating Temperature: -40 to 85°C (-40 to 185°F), cold start requires min. of 100 VAC at -40°C

Storage Temperature: -40 to 85°C (-40 to 185°F)

Ambient Relative Humidity: 5 to 95% (non-condensing)

Standards and Certifications

Safety: UL 60950-1, CSA C22.2 No. 60950-1, EN 60950-1

EMI: FCC Part 15 Subpart B Class A, EN 55022 Class A

Power Automation: IEC 61850-3, IEEE 1613

Rail Traffic: EN 50155, EN 50121-4

Note: Please check Moxa's website for the most up-to-date certification status.

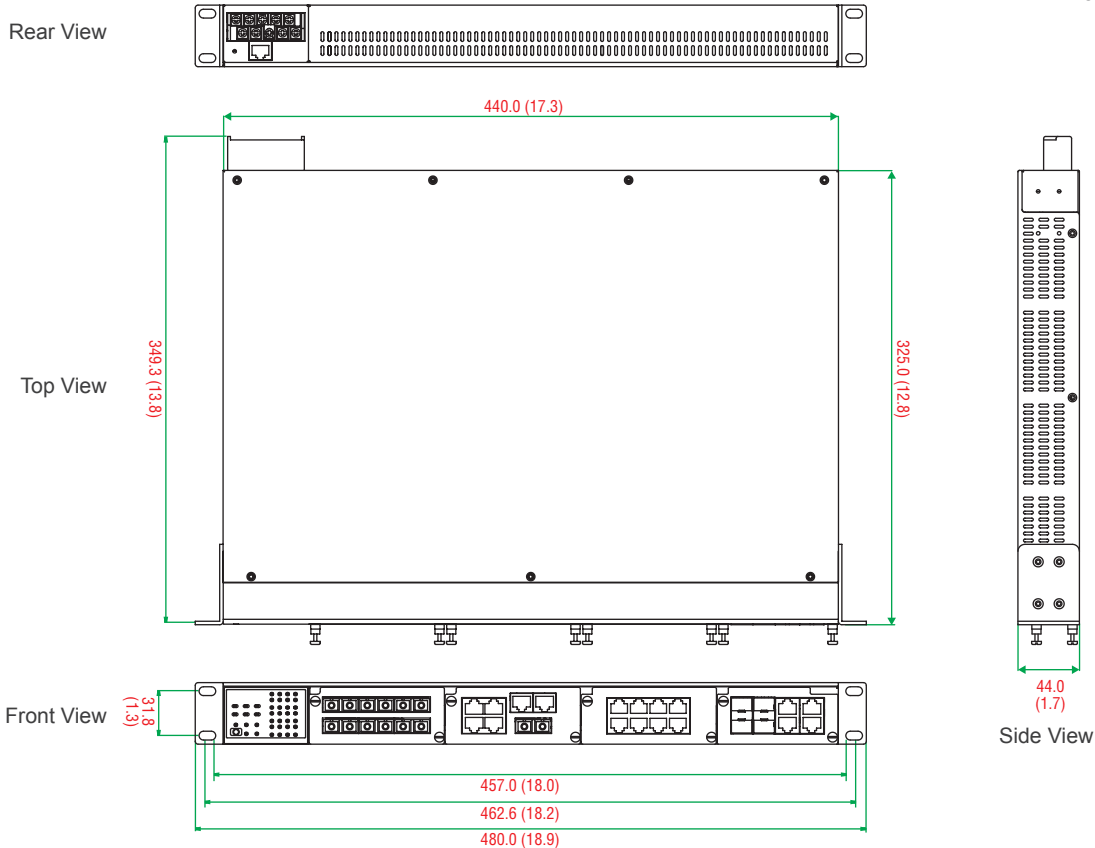
Warranty

Warranty Period: 5 years

Details: See www.moxa.com/warranty

Dimensions

Unit: mm (inch)



Ordering Information

Step 1: Select Ethernet switch system

Step 2: Select interface modules

PT-7728 with power supply



PM-7200 modules
(Gigabit or fast Ethernet)


Note: The PT-7728 Ethernet switch system is delivered without interface module. See page 2-42 to choose PM-7200 interface modules.

PT-7728 Modular Rackmount Ethernet Switch System

The PT-7728 switch system consists of 18 modular managed rackmount Ethernet switch systems with 3 slots for fast Ethernet modules, and 1 slot for a Gigabit Ethernet module. A total of 28 or 24+4G ports can be installed, and the switch can be used in a temperature range from -40 to 85°C.

Available Models		Power Supply					
Front Cabling, Front Display	Rear Cabling, Front Display	Isolated Power Supply 1			Isolated Power Supply 2		
		24 VDC (18 to 36 V)	48 VDC (36 to 72 V)	HV: 88 to 300 VDC and 85 to 264 VAC	24 VDC (18 to 36 V)	48 VDC (36 to 72 V)	HV: 88 to 300 VDC and 85 to 264 VAC
PT-7728-F-24	PT-7728-R-24	1	-	-	-	-	-
PT-7728-F-24-24	PT-7728-R-24-24	1	-	-	1	-	-
PT-7728-F-24-48	PT-7728-R-24-48	1	-	-	-	1	-
PT-7728-F-24-HV	PT-7728-R-24-HV	1	-	-	-	-	1
PT-7728-F-48	PT-7728-R-48	-	1	-	-	-	-
PT-7728-F-48-48	PT-7728-R-48-48	-	1	-	-	1	-
PT-7728-F-48-HV	PT-7728-R-48-HV	-	1	-	-	-	1
PT-7728-F-HV	PT-7728-R-HV	-	-	1	-	-	-
PT-7728-F-HV-HV	PT-7728-R-HV-HV	-	-	1	-	-	1

Note: The PT-7728 Ethernet switch systems provide combinations of 1 slot for a Gigabit Ethernet interface module, 3 slots for fast Ethernet interface modules. See page 2-42 to select the PM-7200 Gigabit Ethernet and fast Ethernet interface modules that you need for your own application.



Gigabit/Fast Ethernet Modules for the PT-7728

	Interface Modules																															
	PW-7200-4GTXSFP	PW-7200-2GTXSFP	PW-7200-1MSC	PW-7200-1MST	PW-7200-2MSC	PW-7200-2MST	PW-7200-1SSC	PW-7200-2SSC	PW-7200-8TX	PW-7200-2MSC4TX	PW-7200-2MST4TX	PW-7200-2SSC4TX	PW-7200-4MSC2TX	PW-7200-4MST2TX	PW-7200-4SSC2TX	PW-7200-6MSC	PW-7200-6MST	PW-7200-6SSC	PW-7200-1LSC6TX	PW-7200-1MST6TX	PW-7200-1SSC6TX	PW-7200-1MSC6TX	PW-7200-8PoE	PW-7200-8SFP	PW-7200-4MT2	PW-7200-2MTRJ	PW-7200-8MTRJ	PW-7200-4MST-FL	PW-7200-4TX-PTP	PW-7200-4MST-PTP	PW-7200-4MSC-PTP	PW-7200-1BNC2MST-PTP
Slot 1	-	-	-	-	-	-	-	-	✓	✓	✓	✓	✓	✓	✓	✓	✓	✓	✓	✓	✓	✓	-	✓	✓	✓	✓	✓	-	-	-	-
Slot 2	-	-	-	-	-	-	-	-	✓	✓	✓	✓	✓	✓	✓	✓	✓	✓	✓	✓	✓	✓	-	✓	✓	✓	✓	✓	-	-	-	-
Slot 3	-	-	-	-	-	-	-	-	✓	✓	✓	✓	✓	✓	✓	✓	✓	✓	✓	✓	✓	✓	-	✓	✓	✓	✓	✓	-	-	-	-
Slot 4	✓	✓	-	-	-	-	-	-	-	-	-	-	-	-	-	-	-	-	-	-	-	-	-	-	-	-	-	-	-	-	-	-

Optional Accessories (can be purchased separately)

MXview: Moxa industrial network management software with 50, 100, 250, 500, or 1000 nodes

EDS-SNMP OPC Server Pro: OPC server software that works with all SNMP devices

ABC-01 Series: Configuration backup and restoration tool for managed Ethernet switches, 0 to 60°C operating temperature

Package Checklist

- PT-7728 series switch
- RJ45-to-DB9 console port cable
- Protective caps for unused ports
- 2 rackmount ears
- Documentation and software CD
- Hardware installation guide
- Warranty card

PM-7200 Series

Gigabit and fast Ethernet modules for PT and IKS series switches

Specifications



PM-7200-4GTXSFP




PM-7200-2GTXSFP

Interface

RJ45 Ports: 10/100/1000BaseT(X) auto negotiation speed, and auto MDI/MDI-X connection

Fiber Ports: 1000BaseSFP slots

Note: The PM-7200-2G/4G series Gigabit Ethernet combo modules support 2 or 4 SFP slots. See page 1-87 to select the SFP-1G series Gigabit Ethernet modules for your application.



PM-7200-8TX



PM-7200-6MSC
PM-7200-6SSC



PM-7200-6MST



PM-7200-4MSC2TX
PM-7200-4SSC2TX



PM-7200-4MST2TX



PM-7200-2MSC4TX
PM-7200-2SSC4TX



PM-7200-2MST4TX



PM-7200-1LSC6TX



PM-7200-2MSC
PM-7200-2SSC



PM-7200-2MST



PM-7200-1MSC
PM-7200-1SSC



PM-7200-1MST



PM-7200-1MST6TX



PM-7200-1MSC6TX
PM-7200-1SSC6TX



PM-7200-8PoE



PM-7200-8SFP*



PM-7200-4M12



PM-7200-2MTRJ



PM-7200-8MTRJ



PM-7200-4MST-FL



PM-7200-4TX-PTP



PM-7200-4MST-PTP



PM-7200-4MSC-PTP



PM-7200-1BNC2MST-PTP

* See page 1-87 and 1-89 to select SFP-1G/1FE series Gigabit Ethernet and fast Ethernet modules.

Interface

RJ45 Ports: 10/100BaseT(X) auto negotiation speed, F/H duplex mode, and auto MDI/MDI-X connection

Fiber Ports: 100BaseFX ports (SC/ST/MTRJ or SFP LC connector)

PoE Ports: IEEE 802.3af Power-over-Ethernet Technology, provide up to 15.4 watts per port

M12 Ports: 10/100BaseT(X) auto negotiation speed, and auto MDI/MDI-X connection

BNC Ports: Time clock signal PPS (pulses per second) output for IEEE 1588 time synchronization


Optical Fiber

	100BaseFX		
	Multi-mode	Single-mode	Single-mode, 80 km
Wavelength	1300 nm	1310 nm	1550 nm
Max. TX	-10 dBm	0 dBm	0 dBm
Min. TX	-20 dBm	-5 dBm	-5 dBm
RX Sensitivity	-32 dBm	-34 dBm	-34 dBm
Link Budget	12 dB	29 dB	29 dB
Typical Distance	5 km ^a 4 km ^b	40 km ^c	80 km ^d
Saturation	-6 dBm	-3 dBm	-3 dBm

- a. 50/125 μm, 800 MHz*km fiber optic cable
- b. 62.5/125 μm, 500 MHz*km fiber optic cable
- c. 9/125 μm single-mode fiber optic cable
- d. 9/125 μm single-mode fiber optic cable (80 km)


Ordering Information

**PT-7828/PT-7728-PTP/
PT-7728**




Slot 1 Slot 2 Slot 3 Slot 4

PT-7710




Slot 1 Slot 2

IKS-6726




Slot 1 Slot 2 Slot 3

IKS-6726-8PoE



Slot 1 Slot 2

IKS-6324



Slot 1

		Interface Modules																															
		PM-7200-4GTXSFP	PM-7200-2GTXSFP	PM-7200-1MSC	PM-7200-1MST	PM-7200-2MSC	PM-7200-2MST	PM-7200-1SSC	PM-7200-2SSC	PM-7200-8TX	PM-7200-2MSC4TX	PM-7200-2MST4TX	PM-7200-2SSC4TX	PM-7200-4MSC2TX	PM-7200-4MST2TX	PM-7200-4SSC2TX	PM-7200-6MSC	PM-7200-6MST	PM-7200-6SSC	PM-7200-1MSC6TX	PM-7200-1MST6TX	PM-7200-1SSC6TX	PM-7200-1LSC6TX	PM-7200-8PoE	PM-7200-8SFP*	PM-7200-4M12	PM-7200-2MTRJ	PM-7200-8MTRJ	PM-7200-4MST-FL	PM-7200-4TX-PTP	PM-7200-4MST-PTP	PM-7200-4MSC-PTP	PM-7200-1BNC2MST-PTP
PT-7828 PT-7728	Slots 1-3	-	-	-	-	-	-	-	-	✓	✓	✓	✓	✓	✓	✓	✓	✓	✓	✓	✓	✓	✓	-	✓	✓	✓	✓	✓	-	-	-	-
	Slot 4	✓	✓	-	-	-	-	-	-	-	-	-	-	-	-	-	-	-	-	-	-	-	-	-	-	-	-	-	-	-	-	-	-
PT-7728-PTP	Slots 1-3	-	-	-	-	-	-	-	-	✓	✓	✓	✓	✓	✓	✓	✓	✓	✓	✓	✓	✓	✓	-	✓	✓	✓	✓	✓	✓	✓	✓	-
	Slot 4	✓	✓	-	-	-	-	-	-	-	-	-	-	-	-	-	-	-	-	-	-	-	-	-	-	-	-	-	-	-	-	-	✓
PT-7710	Slot 1	-	-	-	-	-	-	-	-	✓	✓	✓	✓	✓	✓	✓	✓	✓	✓	✓	✓	✓	✓	-	✓	✓	✓	✓	✓	-	-	-	-
	Slot 2	-	✓	✓	✓	✓	✓	✓	✓	-	-	-	-	-	-	-	-	-	-	-	-	-	-	-	-	-	-	-	-	-	-	-	-
IKS-6726	Slots 1-2	-	-	-	-	-	-	-	-	✓	✓	✓	✓	✓	✓	✓	✓	✓	✓	✓	✓	✓	✓	-	✓	✓	-	-	-	-	-	-	-
	Slot 3	-	✓	-	-	-	-	-	-	-	-	-	-	-	-	-	-	-	-	-	-	-	-	-	-	-	-	-	-	-	-	-	-
IKS-6726-8PoE	Slot 1	-	-	-	-	-	-	-	-	✓	✓	✓	✓	✓	✓	✓	✓	✓	✓	✓	✓	✓	✓	-	✓	✓	-	-	-	-	-	-	-
	Slot 2	-	✓	-	-	-	-	-	-	-	-	-	-	-	-	-	-	-	-	-	-	-	-	-	-	-	-	-	-	-	-	-	-
IKS-6324	Slot 1	-	✓	✓	✓	✓	✓	✓	✓	-	-	-	-	-	-	-	-	-	-	-	-	-	-	-	-	-	-	-	-	-	-	-	-

* If you are using an SFP-1FELLC module, the operating temperature is limited to -40 to 75°C (-40 to 167°F).

Gigabit Ethernet Modules for PT and IKS Series Rackmount Ethernet Switches, PM-7200-2G/4G Series

Available Models	Port Interface
	Combo Port, 10/100/1000BaseT(X) or 1000BaseSFP*
PM-7200-2GTXSFP	2
PM-7200-4GTXSFP	4

Fast Ethernet Modules for PT and IKS Series Rackmount Ethernet Switches, PM-7200 Series

Available Models	Port Interface										
	10/100BaseT(X)			100BaseFX						100BaseSFP	PPS output, BNC connector
	TP	PoE	M12	Multi-mode, SC Connector	Multi-mode, ST Connector	Multi-mode, MTRJ Connector	Single-mode, SC Connector	Single-mode, SC Connector, 80 km			
PM-7200-8TX	8	–	–	–	–	–	–	–	–	–	
PM-7200-6MSC	–	–	–	6	–	–	–	–	–	–	
PM-7200-6MST	–	–	–	–	6	–	–	–	–	–	
PM-7200-6SSC	–	–	–	–	–	–	6	–	–	–	
PM-7200-4MSC2TX	2	–	–	4	–	–	–	–	–	–	
PM-7200-4MST2TX	2	–	–	–	4	–	–	–	–	–	
PM-7200-4SSC2TX	2	–	–	–	–	–	4	–	–	–	
PM-7200-2MSC4TX	4	–	–	2	–	–	–	–	–	–	
PM-7200-2MST4TX	4	–	–	–	2	–	–	–	–	–	
PM-7200-2SSC4TX	4	–	–	–	–	–	2	–	–	–	
PM-7200-1LSC6TX	6	–	–	–	–	–	–	1	–	–	
PM-7200-2MSC	–	–	–	2	–	–	–	–	–	–	
PM-7200-2MST	–	–	–	–	2	–	–	–	–	–	
PM-7200-2SSC	–	–	–	–	–	–	2	–	–	–	
PM-7200-1MSC	–	–	–	1	–	–	–	–	–	–	
PM-7200-1MST	–	–	–	–	1	–	–	–	–	–	
PM-7200-1SSC	–	–	–	–	–	–	1	–	–	–	
PM-7200-1MSC6TX	6	–	–	1	–	–	–	–	–	–	
PM-7200-1MST6TX	6	–	–	–	1	–	–	–	–	–	
PM-7200-1SSC6TX	6	–	–	–	–	–	1	–	–	–	
PM-7200-8SFP	–	–	–	–	–	–	–	–	8	–	
PM-7200-4M12	–	–	4	–	–	–	–	–	–	–	
PM-7200-2MTRJ	–	–	–	–	–	2	–	–	–	–	
PM-7200-8MTRJ	–	–	–	–	–	8	–	–	–	–	
PM-7200-4MST-FL	–	–	–	–	4	–	–	–	–	–	
PM-7200-4TX-PTP	4	–	–	–	–	–	–	–	–	–	
PM-7200-4MST-PTP	–	–	–	–	4	–	–	–	–	–	
PM-7200-4MSC-PTP	–	–	–	4	–	–	–	–	–	–	
PM-7200-1BNC2MST-PTP	–	–	–	–	2	–	–	–	–	1	
PM-7200-8PoE	–	8	–	–	–	–	–	–	–	–	