

C60 10G Series

10G L2 PRO Managed Switch



C60-00B-01



C60-00F-01



The C60 10G series is Network Topology System 10G L2 Managed Switch, designed as a root switch to manage outdoor H60 series or industrial D60 series or indoor C60 series PoE Switch, enable them to the IP surveillance network. The C60 10G series provides 24-ports gigabit RJ45 with 4-ports 10G SFP+ or 12-ports 10G SFP+ model.

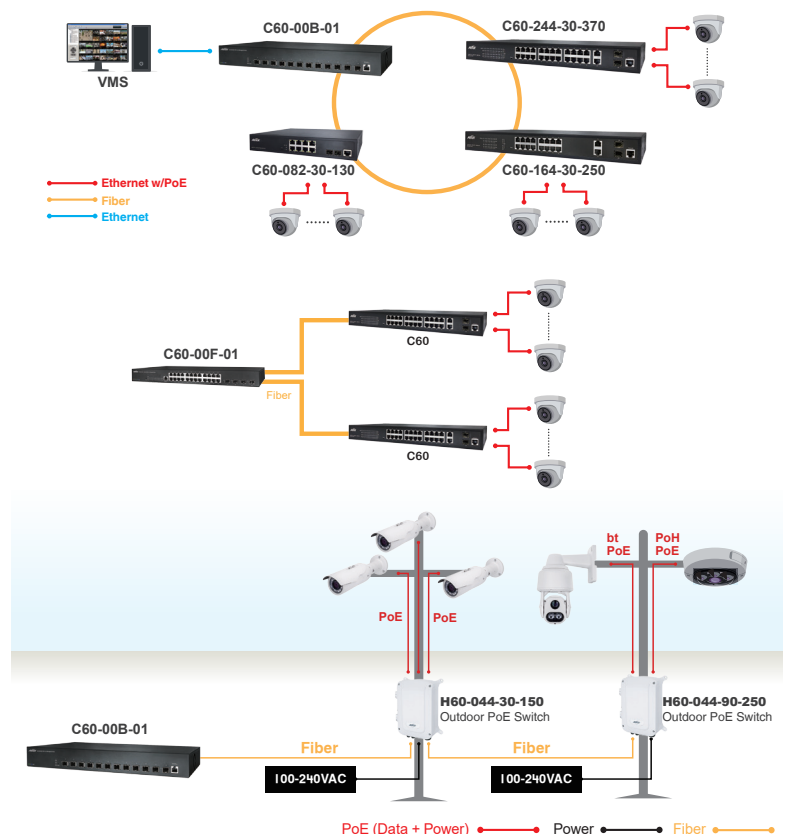
Besides a Network Topology System L2 Managed switch, C60 10G series is also an IP camera controller specially designed for easy overview & management of IP cameras complying with ONVIF, even if installers is not familiar with advanced software of Network Topology System L2 Managed switch. A centralized Web GUI (Graphic User Interface) makes it easy to find cameras and generate topology automatically once ONVIF IP cameras are connected to C60 10G series.

Meanwhile, installers can easily catch comprehensive individual camera information including camera list, IP/MAC address, topology, power consumption, and traffic monitoring thru web browser.

Features

- Layer 2 Switch
 - 802.1d (STP), 802.1w (RSTP), 802.1s (MSTP)
 - Loop protection
 - SNMP v1/v2c/v3
 - QoS
 - VLAN
 - Ethernet cable length measurement
 - DHCP Server
- Network Topology System
 - Automatic discovery for ONVIF camera
 - Generates camera topology map automatically
 - Cable diagnostic & reboot camera remotely
 - PoE management
 - Topology view / Floor view / Google map
 - Monitor / Configure / Manage ONVIF camera thru web
- Support Auto-MDI/MDIX
- IEEE 802.3az Energy Efficient Ethernet standard for green power
- 19" Rackmount installation

Applications



Device List

Show 10 entries Search:

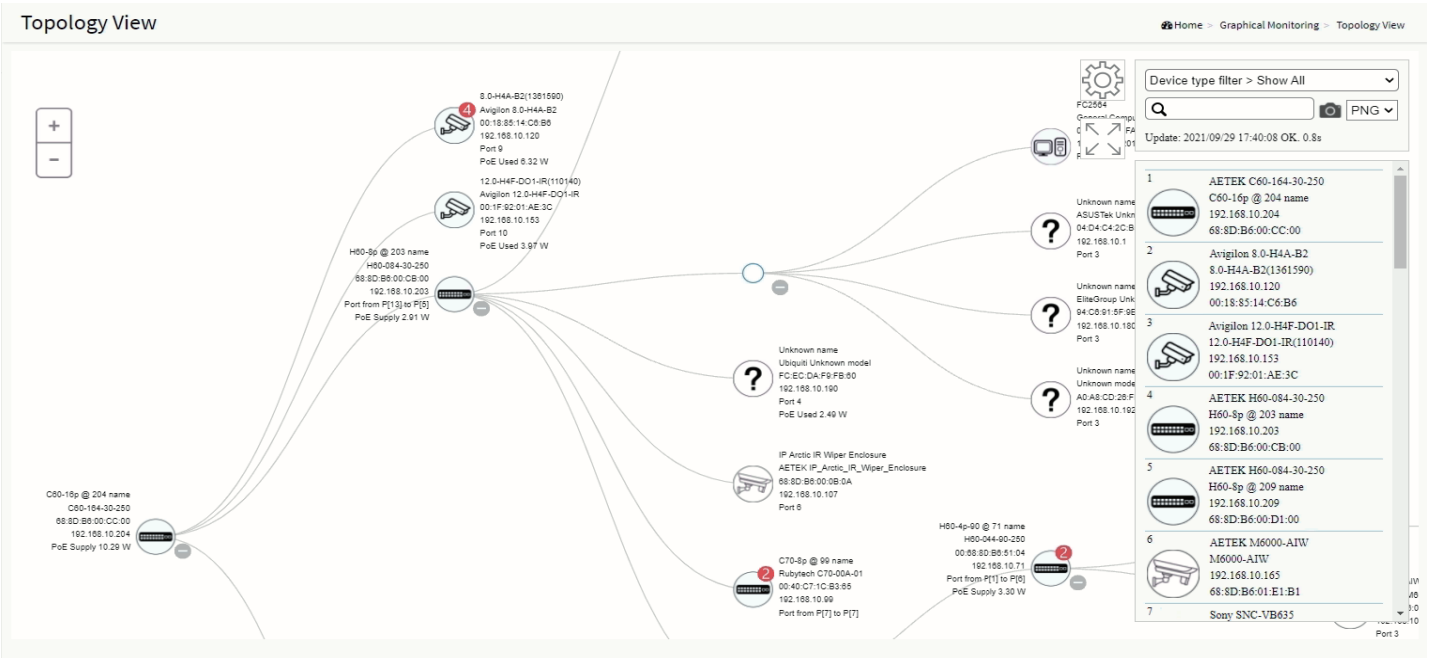
Status	Device Type	Model Name	Device Name	MAC	IP Address
Online	PoESW	H60-084-30-250	H60-8p @ 203 name	68:8D:B6:00:CB:00	192.168.10.203
Online	PoESW	H60-084-30-250	H60-8p @ 209 name	68:8D:B6:00:D1:00	192.168.10.209
Online	IPMX	M6000-AIW	M6000-AIW	68:8D:B6:01:E1:B1	192.168.10.165
Online	IP Camera	SNC-VB635	Sony	D8:D4:3C:DD:F3:C7	192.168.10.122
Online	IP Camera	WV-S1131	Panasonic_WV-S1131	BC:C3:42:71:79:D0	192.168.10.104
Online	IPSG	SD-504	SD-504	68:8D:B6:00:00:01	192.168.10.108
Online	PC	General Computer	FC2564	00:50:56:2D:FA:AC	192.168.10.201
Online	Others	Unknown model	Unknown name	04:D4:C4:2C:B5:EC	192.168.10.1
Online	Others	Unknown model	Unknown name	94:C6:91:5F:9E:EA	192.168.10.180
Online	PC	General Computer	MIS-TEMP-NB4	A0:A8:CD:26:FE:FD	192.168.10.192

Showing 1 to 10 of 29 entries

Previous 1 2 3 Next

[Edit](#)

Topology View



Device Dashboard

AETEK C60-00F-01 Home > Graphical Monitoring > Topology View

Switch **NTS**

Graphical Monitoring > Topology View

Topology View

Bosch DINION_IP_bullet_5000_HD
08:07:5F:A7:17:1D
192.168.10.146
Port 3

H60-4p-90 @ 70 name
H60-044-90-250
00:E0:4C:86:70:99
192.168.10.70
Port from P[7] to P[3]
PoE Supply 0 W

M6000-AIW
AETEK M6000-AIW
68:8D:B6:01:E1:B1
192.168.10.165
Port 4
PoE Used 5.94 W

Sony
Sony SNC-VB635
D8:D4:3C:DD:F3:C7
192.168.10.122
Port 4
PoE Used 5.94 W

Panasonic_WV-S1131
Panasonic WV-S1131
BC:C3:42:71:79:D0

PoE Config

Device Type PoE Switches

Device Name H60-4p-90 @ 70 name

Model Name H60-044-90-250

MAC Address 00:E0:4C:86:70:99

IP Address 192.168.10.70

PoE Supply 0 W

PoE Auto Checking **DISABLE**

Port PoE Mode

1	DISABLE
2	DISABLE
3	802.3bt PoE (90W)
4	PoH (90W)
	DISABLE

[Back](#) [Apply](#)

[Dashboard](#) [Notification](#)

1 AETEK C60-00F-01
C60-00F-01
192.168.10.208
68:8D:B6:00:D0:00

2 AETEK H60-084-30-250
H60-8p @ 209 name
192.168.10.209
68:8D:B6:00:D1:00

3 Arconex Vision spartus-6
AS71217P-34
192.168.10.189
00:1A:07:05:1E:34

4 AETEK H60-084-30-250
H60-8p @ 203 name
192.168.10.203
68:8D:B6:00:CB:00

5 General Computer
FC2564
192.168.10.201
00:50:56:2D:FA:AC

6 ASUSTek Unknown model
Unknown name
192.168.10.1
04:D4:C4:2C:B5:EC

7 Unknown model
Unknown name
192.168.10.198
64:80:99:CD:0E:2F

8 EliteGroup Unknown model

Floor Map View

Device Dashboard

Device Type PoE Switches

Device Name H60-4p-90 @ 73 name

Model Name H60-044-90-250

MAC Address 00:E0:4C:51:04:0A

IP Address 192.168.10.73

Http Port 80

PoE Supply 0 W

API Account admin73

API Password passwd73

Close Apply

Login Upgrade PoE Config Diagnostics

Dashboard Notification

Device type filter > Show All

Update: 2021/09/29 17:44:22 OK. 0.7s

- AETEK C60-164-30-250 C60-16p @ 204 name 192.168.10.204 68:8D:B6:00:CC:00
- Avigilon 8.0-H4A-B2 8.0-H4A-B2(1361590) 192.168.10.120 00:18:85:14:C6:B6
- Avigilon 12.0-H4F-DO1-IR 12.0-H4F-DO1-IR(110140) 192.168.10.153 00:1F:92:01:AE:3C
- AETEK H60-084-30-250 H60-8p @ 203 name 192.168.10.203 68:8D:B6:00:CB:00
- AETEK H60-084-30-250 H60-8p @ 209 name 192.168.10.209 68:8D:B6:00:D1:00
- AETEK M6000-AIW M6000-AIW 192.168.10.165

Draggable:ONE

Google Map View

Device Dashboard

Device Type PoE Switches

Device Name H60-8p @ 203 name

Model Name H60-084-30-250

MAC Address 68:8D:B6:00:CB:00

IP Address 192.168.10.203

Http Port 80

PoE Supply 2.54 W

API Account admin203

API Password passwd203

Close Apply

Upgrade PoE Config

Dashboard Notification

Device type filter > Show All

Update: 2021/09/29 17:48:45 OK. 1.4s

- AETEK C60-164-30-250 C60-16p @ 204 name 192.168.10.204 68:8D:B6:00:CC:00
- Avigilon 8.0-H4A-B2 8.0-H4A-B2(1361590) 192.168.10.120 00:18:85:14:C6:B6
- Avigilon 12.0-H4F-DO1-IR 12.0-H4F-DO1-IR(110140) 192.168.10.153 00:1F:92:01:AE:3C
- AETEK H60-084-30-250 H60-8p @ 203 name 192.168.10.203 68:8D:B6:00:CB:00
- AETEK H60-084-30-250 H60-8p @ 209 name 192.168.10.209 68:8D:B6:00:D1:00
- AETEK M6000-AIW M6000-AIW 192.168.10.165

Draggable:ONE Animation:OFF

Cable Diagnostics

Diagnostics

Device Type IP Cameras

Device Name 12.0-H4F-DO1-IR(110140)

Model Name 12.0-H4F-DO1-IR

MAC Address 00:1F:92:01:AE:3C

IP Address 192.168.10.153

Icon	Diagnostic
	AETEK C60-164-30-250 C60-16p @ 204 name 192.168.10.204 68:8D:B6:00:CC:00 Port: 10 <input checked="" type="checkbox"/> Connection ok Speed: 100M <input checked="" type="checkbox"/> Cable Status ok
	Avigilon 12.0-H4F-DO1-IR 12.0-H4F-DO1-IR(110140) 192.168.10.153 00:1F:92:01:AE:3C

Back

Device type filter > Show All

Update: 2021/09/29 17:40:48 OK. 0.7s

- AETEK C60-164-30-250 C60-16p @ 204 name 192.168.10.204 68:8D:B6:00:CC:00
- Avigilon 8.0-H4A-B2 8.0-H4A-B2(1361590) 192.168.10.120 00:18:85:14:C6:B6
- Avigilon 12.0-H4F-DO1-IR 12.0-H4F-DO1-IR(110140) 192.168.10.153 00:1F:92:01:AE:3C
- AETEK H60-084-30-250 H60-8p @ 203 name 192.168.10.203 68:8D:B6:00:CB:00
- AETEK H60-084-30-250 H60-8p @ 209 name 192.168.10.209 68:8D:B6:00:D1:00
- AETEK M6000-AIW M6000-AIW 192.168.10.165
- Sony SNC-VB635



Technical Specifications - Software

IP Surveillance Graphical User Interface Specifications	
Auto Discovery	Discover IP cameras complying ONVIF automatically
Topology View	Generate Topology maps to manage IP cameras
Traffic Monitor	Comprehensive chart to show traffic status
Cable Diagnostic	Real time to verify the cable status
PoE Management	Reboot IP camera, alive checking, PoE configuration, PoE status, Link status
Layer 2 Switching Specifications	
Spanning Tree Protocol (STP)	MAC Bridges Standard Spanning Tree 802.1d, Rapid Spanning Tree (RSTP) 802.1w, Multiple Spanning Tree (MSTP) 802.1s
IP/Mac Port Trunking	Link Aggregation Control Protocol (LACP) IEEE 802.3ad , Static aggregation.
VLAN	Supports up to 4K VLANs simultaneously (out of 4096 VLAN IDs), Port-based VLAN, 802.1Q tag-based VLAN
IGMP v1/v2 Snooping	IGMP limits bandwidth-intensive multicast traffic to only the requesters.
Layer 3 Switching Specifications	
DHCP Server	Assign IP to DHCP clients
Security	
Port Security	Locks MAC addresses to ports, and limits the number of learned MAC address
Storm Control	Prevents traffic on a LAN from being disrupted by a broadcast, multicast, or unicast storm on a port
Loop Protection	To prevent unknown unicast, broadcast and multicast loops in Layer 2 switching configurations.
QoS	
Classification	Port based, 802.1p VLAN priority based
Bandwidth Control	Ingress policer, Egress shaping and rate control, Per port
Management software	
Port Mirroring	Traffic on a port can be mirrored to another port for analysis with a network analyzer or RMON probe. Up to N-1 (N is Switch's Ports) ports can be mirrored to single destination port. A single session is supported.
IEEE 802.1ab (LLDP)	Used by network devices for advertising their identities, capabilities, and neighbors on an IEEE 802ab local area network, Support LLDP-MED extensions
Web GUI Interface	Built-in switch configuration utility for browser-based device configuration
SNMP	SNMP version1, 2c, 3
Flow Control	The IEEE 802.3x standard for monitoring high speed switched networks. It gives complete visibility into the use of networks enabling performance optimization, accounting/billing for usage, and defense against security threats
Firmware Upgrade	Web browser upgrade HTTP and TFTP
NTP	Network Time Protocol (NTP) is a networking protocol for clock synchronization between computer systems over packet-switched
Other Management	System, HTTP, HTTPS, DHCP Client, Cable Diagnostics, Syslog, IPV4/IPV6 Management

Technical Specifications - Hardware

	C60-00B-01	C60-00F-01
Network Specifications		
Gigabit Ports (RJ45)	-	24
1G/10G SFP+ Ports	12	4
Total Ports	12	28
Forwarding Capacity	95.232Mpps	95.232Mpps
Mac Table	32K	16K
Jumbo Frames	12K bytes	12K bytes
Switching Capacity	240Gbps	128Gbps
Power Specifications		
Input Voltage	100VAC ~ 240VAC	100VAC ~ 240VAC
Mechanical Specifications		
Dimensions (L x W x H)	441x 131 x 44 mm 19" Rack mounting	441 x 196 x 44 mm 19" Rack mounting
Weight	2.8 KG	3.1 KG
Connectors	SFP+ Slot x12, Console RJ45x1	RJ45x24, SFP+ Slot x4, Console RJ45x1
Environmental Specifications		
Operating Temperature	0°C~50°C (32°F ~ 122°F)	0°C~40°C (32°F~40°F)
Storage Temperature	-40°C ~ 70°C (-40°F ~ 158°F)	-40°C ~ 70°C (-40°F ~ 158°F)
Operating Humidity	5% ~ 90% non-condensing	5% ~ 90% non-condensing
Certifications		
EMC	CE, FCC	CE, FCC
Safety	EN62368-1	EN62368-1

Ordering Information

Switches			
	<ul style="list-style-type: none"> • C60-00B-01 • Indoor 12x1G/10G SFP+ • 100-240VAC 		<ul style="list-style-type: none"> • C60-00F-01 • Indoor 24xGbE RJ45 + 4x1G/10G SFP+ • 100-240VAC

Optional Accessories

SFP+ Transceiver				
				
<p>SFPP-SR-X3 10G SFP+ Transceiver</p> <ul style="list-style-type: none"> • MMF • 0.3 km • 0°C ~70°C 	<p>SFPP-LR-10 10G SFP+ Transceiver</p> <ul style="list-style-type: none"> • SMF • 10 km • 0°C ~70°C 	<p>SFPP-ER-40 10G SFP+ Transceiver</p> <ul style="list-style-type: none"> • SMF • 40 km • 0°C ~70°C 	<p>SFPP-ZR-80 10G SFP+ Transceiver</p> <ul style="list-style-type: none"> • SMF • 80 km • 0°C ~70°C 	<p>SFPP-TX-X03 10G SFP+ Transceiver</p> <ul style="list-style-type: none"> • RJ45 • 30 m • 0°C ~70°C